NASC Daymap Guide for Parents

DayMap Parent Portal

DayMap Connect is now available for parents and caregivers from Northern Adelaide Senior College.

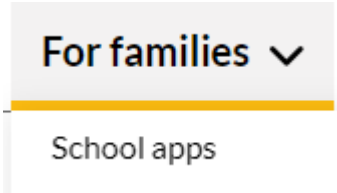

The site http://northernadelaidesc.daymap.net/daymapconnect is linked from the school website under For Families>School App.

You will be able to access DayMap Connect with an email address you have registered with the school

New users

Select “Forgot your password?” and enter the email registered with the school to get their log in details. You will receive an email with your Username and a link to set your password.

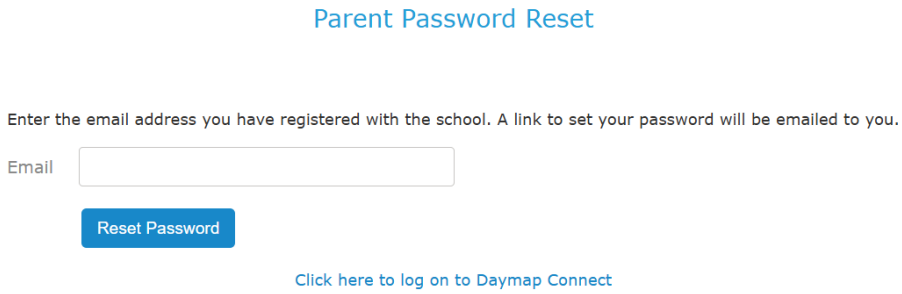

Returning Users

When you return to DayMap Connect you will log in with the parent code and new password.

If you need to reset your password at any stage the “Forgot your password?” link is available.

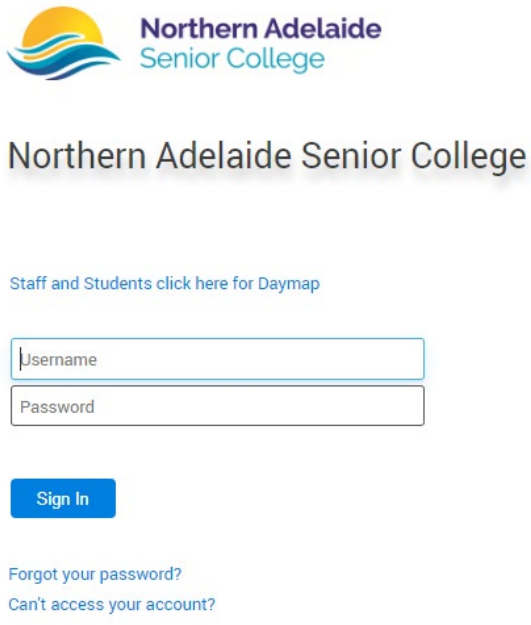

Contact ICTAdmin.Admin366@schools.sa.edu.au if you have any problems

Daymap Companion App for Parents

Daymap on Mobile

Daymap also provides a free mobile app for both Android and iPhone users.

Once you have downloaded the free app, you will be able to log in to view a range of information including:

- Push notifications of messages
- View all student information: attendance, reports, assessment and results, and student records and notes
- Calendars and events
- Book Parent-Teacher Interviews

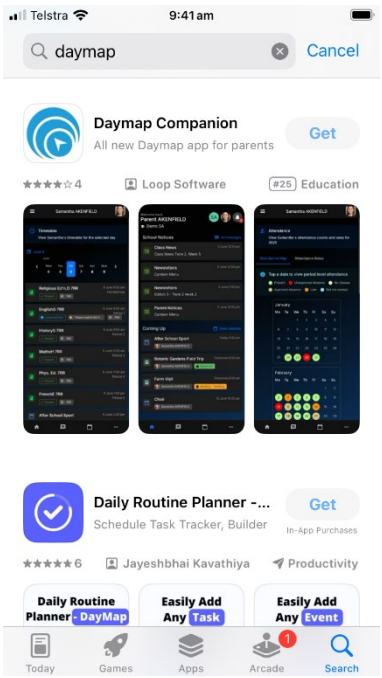

Using the App for the First Time

Download the **Daymap Companion** app from your app store

Apple App Store

https://apps.apple.com/au/app/id6745364880

Google Play Store

https://play.google.com/store/apps/details?id=net.daymap.companion

When using **Daymap Companion** for the first time, you will need to type and select your child's school from the list.



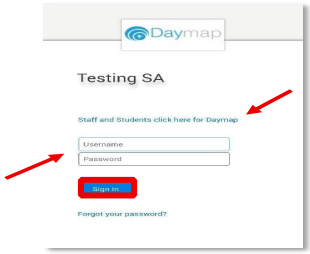

After selecting the school, you will be prompted to enter your personal login information as set above.

You may be requested to allow Daymap to send you notifications, this will be required if you wish to receive push notifications when you receive communication from the school.

Adding a Second School

If you are a parent or guardian of students enrolled in multiple Daymap schools, you can add a second school to your Daymap Companion App. To do this, tap the name of the currently displayed school to open a pop-up window, then select **Add School.** You'll be prompted to sign in to the second school's account. Once added, the new school will appear in the same pop-up, allowing you to switch between schools as needed.

To remove an alternate school, tap the bin icon next to the school's name. This will delete the entry from your app.

